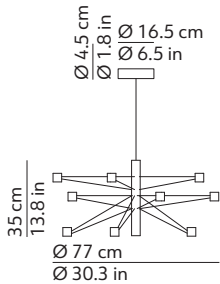
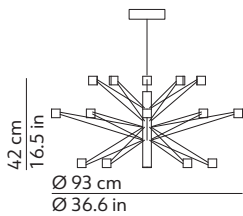


## TECHNICAL DRAWINGS

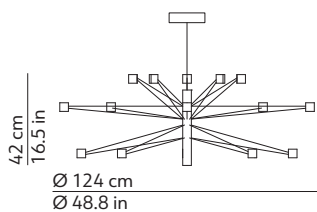
Polar 15.1



Polar 15.2



Polar 15.3



## CODES

### 220-240 V

#### POLAR 15.1

K515151N27EU Black

#### POLAR 15.2

K515152N27EU Black

#### POLAR 15.3

K515153N27EU Black

### 120 V

#### POLAR 15.1

K515151N27US Black

#### POLAR 15.2

K515152N27US Black

#### POLAR 15.3

K515153N27US Black

## TECHNICAL DATA

Light source type	Board LED
Lamp power	15 x 3.5 W
Source luminous flux	6600 lm
Color temperature	2700 K
CRI	>90
Feeding	220-240 V / 120 V
Dimmable	Yes
Dimming type	0/1-10V or PUSH or DALI

## PRODUCT INFORMATION

Installation	Suspension
Net weight	1.80 kg / 3.97 lbs

### Structure

Colour	Black
Finish	Matte
Material	Polymer

### Arms

Colour	Grey
Finish	Shiny
Material	Stainless steel

### Canopy

Colour	Black
Finish	Matte
Material	Varnished metal

## PACKAGING

### Box 1

Dimensions L x W x H	71 x 24 x 25 cm / 28 x 9.4 x 9.8 in
Volume	0.043 m <sup>3</sup> / 1.504 ft <sup>3</sup>
Gross weight	3.50 kg / 7.72 lbs